



Montana Employment Report

Joint Economic Committee

Senator Mike Lee, Chairman

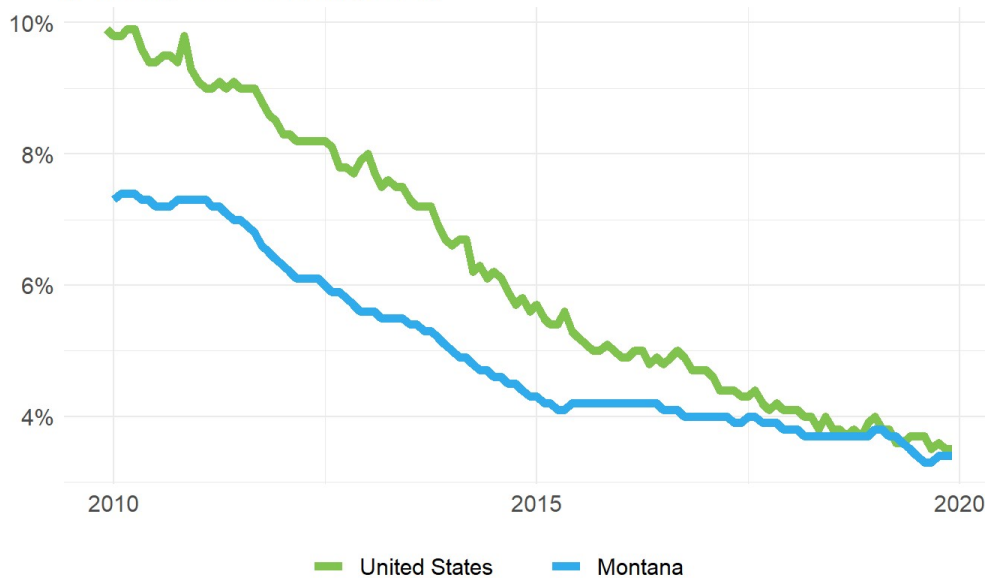
January 24, 2020

Summary

- **Montana lost 400 net payroll jobs and the unemployment rate remained unchanged at 3.4 percent in December**, according to Bureau of Labor Statistics (BLS) data released at 10:00am on January 24, 2020.
- **Over the past twelve months, Montana added 3,700 payroll jobs** and the unemployment rate fell by 0.3 percentage point from 3.7 percent.
- **In December, Montana’s private sector lost 600 net private payroll jobs** and over the past twelve months it added 3,500 private payroll jobs in the establishment survey.
- In the household survey, the number of **unemployed rose by 202 on net in December**, and over the past year employment rose by 8,344.
- Montana’s **labor force participation rate rose to 62.7 percent** in December from 62.6. Since last year, the labor force participation rate rose by 0.2 percentage point.
- The national unemployment rate **remained unchanged in December**. State employment and unemployment data for January is scheduled for release March 16, 2020. The national employment situation report for January will be released February 07, 2020.

Montana and U.S. Unemployment Rates

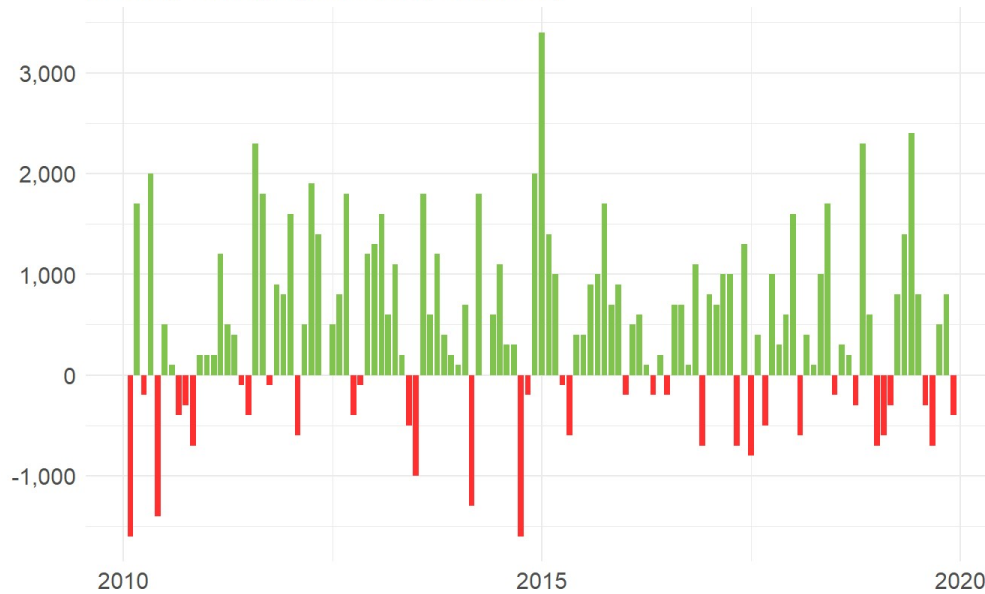
(Percent, Seasonally Adjusted)



Source: Bureau of Labor Statistics

Montana Payroll Employment

Montana Nonfarm Payroll Jobs Monthly Change (Seasonally Adjusted)



Source: Bureau of Labor Statistics

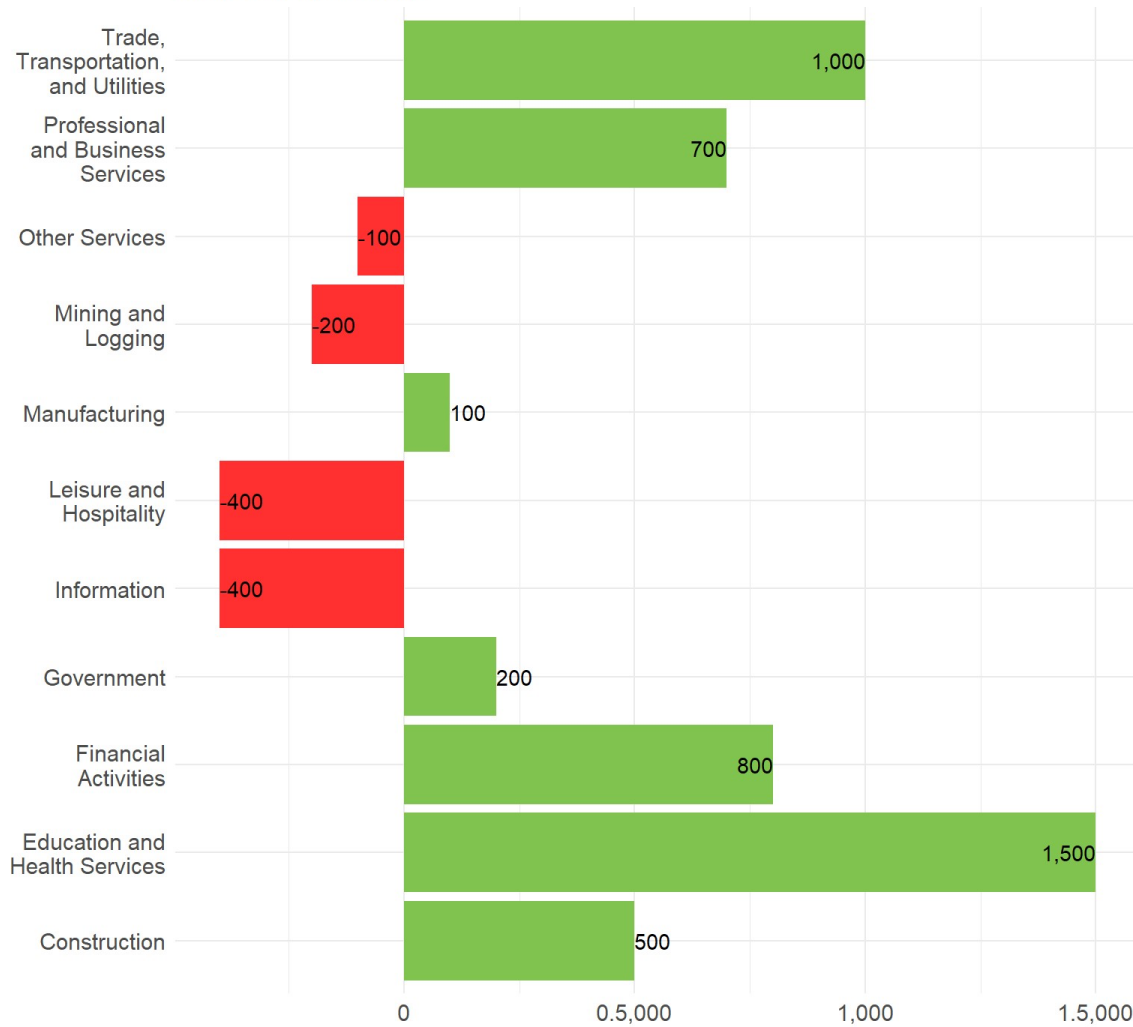
Montana lost 400 net payroll jobs, or -0.1 percent, on a seasonally adjusted basis during December. In the prior month, Montana added 800 jobs. Over the past twelve months, Montana added 3,700 payroll jobs, or 0.8 percent. Montana nonfarm payroll employment had increased in 6 of the past 12 months.

Nationally, nonfarm payrolls rose by 145,000 in December, or rose by 0.1 percent. Over the 12-month period ending with December, nonfarm payrolls rose by 2,108,000 jobs, or 1.4 percent. Montana is tied for 31st among the 50 states and the District of Columbia for percentage gain in nonfarm payroll employment over the past 12 months.

During December, Montana's private-sector lost 600 jobs, or approximately -0.2 percent. The private-sector in Montana added 1,200 jobs in the prior month. Over the past twelve months, private-sector payrolls in Montana added 3,500, or 0.9 percent. Montana private-sector payroll employment has increased in 6 of the past 12 months.

Nationally, private-sector payroll jobs rose by 139,000 jobs in December, or 0.1 percent. Over the past 12 months, the national payroll rose by 1,947,000 jobs in the private sector, or rose by 1.5 percent. Montana ranks 32nd among the 50 states and the District of Columbia for a percentage gain in private-sector payroll employment over the past 12 months.

Change in Montana Payroll Employment by Sector over Past 12 Months



Source: Bureau of Labor Statistics, seasonally adjusted

The best performing sectors on a seasonally adjusted basis during December were Leisure and Hospitality (300) and Other Services (200). The poorest performing sectors during the month were Professional and Business Services (-200) and Trade, Transportation, and Utilities (-500).

The best performing sectors during the last twelve months were Education and Health Services (1,500) and Trade, Transportation, and Utilities (1,000). The poorest performing sectors during the last twelve months were Information (-400) and Leisure and Hospitality (-400).

Montana Labor Force Statistics

Labor Force Participation

The labor force participation rate in Montana rose to 62.7 percent in December from 62.6 percent in the prior month. At a labor force participation rate of 62.7 percent, Montana ranks 30th in the nation. The labor force participation rate in Montana rose by 0.2 percentage point from a year earlier. The labor force participation rate is the percentage of the civilian noninstitutionalized population age 16 and older who are employed or actively looking for work.

The 10-year high for the labor force participation rate in Montana was 64.9 percent last occurring in March 2010. The series high for the labor force participation rate in Montana occurred in April 1990 when the labor force participation rate hit 69.4 percent. The 10-year low for the labor force participation rate was 62.4 percent, last occurring in September 2019. The series low for the labor force participation rate in Montana last occurred in July 1976 when the labor force participation rate hit 61.2 percent.

The national labor force participation rate remained steady at 63.2 percent in December. That rate rose by 0.2 percentage point from a year earlier. The all-time high for the national labor force participation rate was 67.3 percent in April 2000. The 10-year high for the national labor force participation rate was 65.2 percent in April 2010. The recent 10-year low occurred in September

2015 at a level of 62.4 percent. The series low for the national labor force participation rate was 58.1 percent in December 1954.

Employment-to-Population Ratio

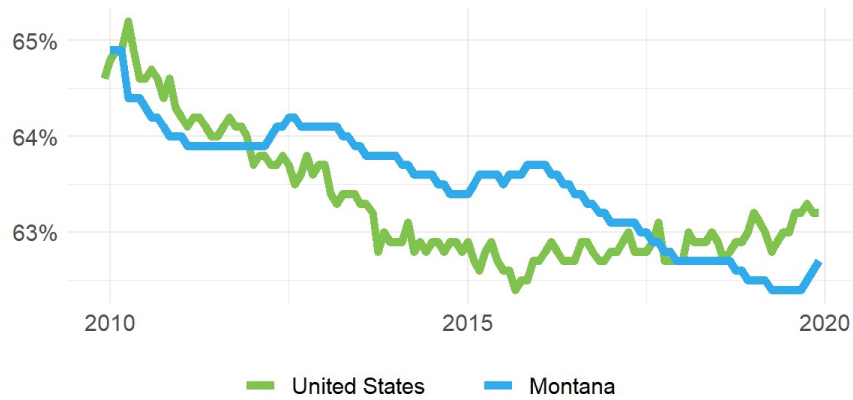
The employment-to-population ratio, or the percentage of the Montana civilian noninstitutionalized population 16 years and older counted as employed, in December rose to 60.5 from 60.4 percent in the prior month. At 60.5 percent, Montana is tied for 28th among state employment-to-population ratios in the nation. The employment-to-population ratio in Montana rose by 0.3 percentage point from a year earlier.

The 10-year high for the employment-to-population ratio in Montana was 61 percent last occurring in February 2016. The series high for the employment-to-population ratio in Montana last occurred in April 1990 when the employment-to-population ratio hit 65.6 percent. The 10-year low for the employment-to-population ratio was 59.3 percent last occurring in May 2011. The series low for the employment-to-population ratio in Montana last occurred in June 1976 when the employment-to-population ratio hit 57.5 percent.

The national employment-to-population ratio remained steady at 61 percent in December. That rate rose by 0.4 percentage point from a

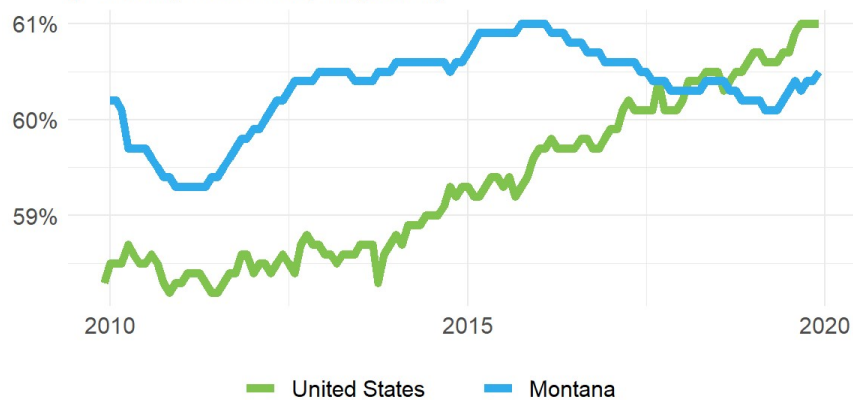
year earlier. The all-time high for the national employment-to-population ratio was 64.7 percent in April 2000. The 10-year high for the national employment-to-population ratio was 61 percent in December 2019. The recent 10-year low occurred in July 2011 at a level of 58.2 percent. The series low for the employment-to-population ratio was 54.9 percent in October 1949.

Montana and U.S. Labor Force Participation Rates (Percent, Seasonally Adjusted)



Source: Bureau of Labor Statistics

Montana and U.S. Employment-to-Population Ratios (Percent, Seasonally Adjusted)



Source: Bureau of Labor Statistics